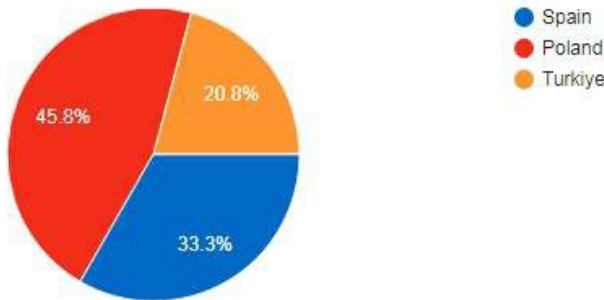




**Activity 1 – RYBNIK - POLAND: Everyday life with art instead of digital addiction
(Connect T@ The Life - Erasmus + KA210-SCH Project)
9-15 June 2024**

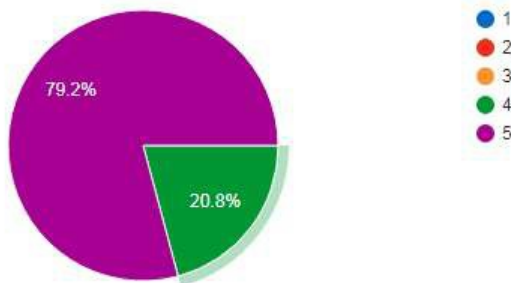
1. What is your country?

The 45.8% of the respondents are from Poland, the 33,3% from Spain and the 20,8% from Türkiye.



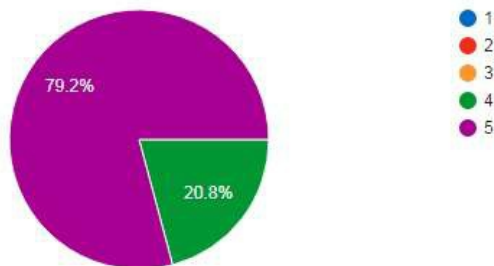
2. Convenience of the meeting place

From 1 (lowest) to 5 (highest), the 79.2% said the meeting place was very convenient and also the other 20.8% said it was good.



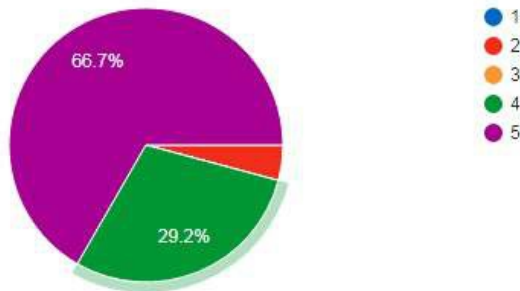
3. Convenience of the meeting dates

From 1 (lowest) to 5 (highest), the 79.2% said the meeting dates was very convenient and also the other 20.8% said it was good.



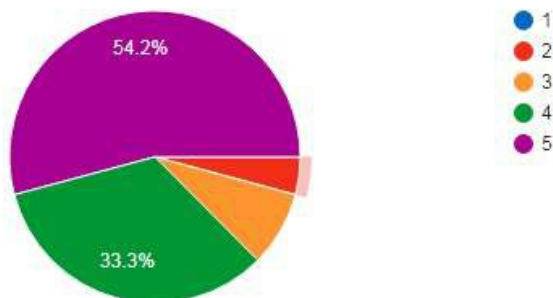
4. The information you received before the meeting, intended to facilitate your participation in the meeting

From 1 (lowest) to 5 (highest), the 66.7% said the information received before the meeting was complete and also the other 29.2% said it was complete, the 4.2% said it was not very complete.



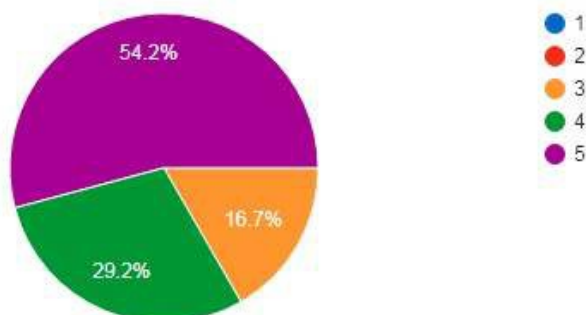
5. The agenda of the meeting

From 1 (lowest) to 5 (highest), the 54.2% said the agenda of meeting was excellent, also the other 33.3% said it was quite complete, the 8.3% said it was ok.



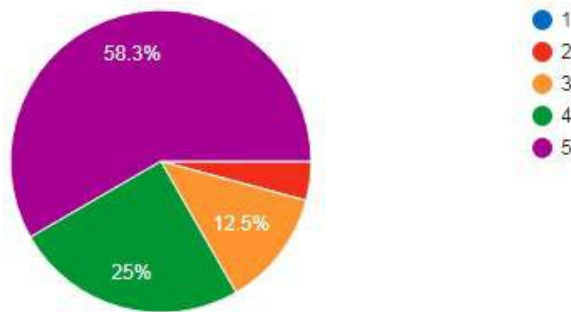
6. Meeting timetables and duration

From 1 (lowest) to 5 (highest), the 54.2% said the meeting timetables was excellent, also the other 29.2% said it was quite good, the 8.3% said it was ok.



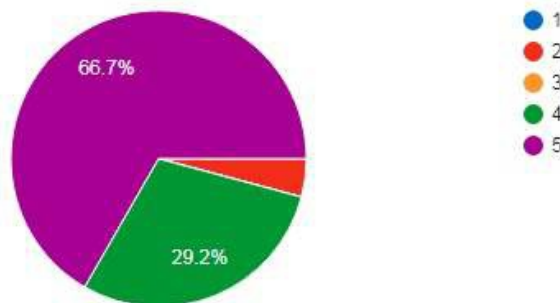
7. Equipment and facilities (overhead projectors, internet, Wifi, etc.)

From 1 (lowest) to 5 (highest), the 58.3% said the equipment and facilities were excellent, also the other 25% said it was quite good, the 12.5% said it was ok.



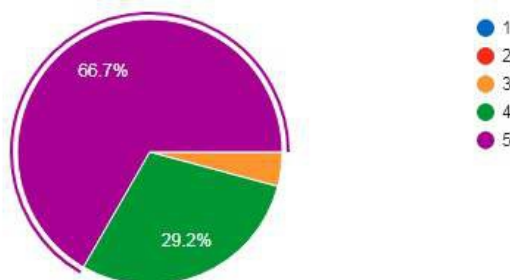
8. The working conditions for the meeting

From 1 (lowest) to 5 (highest), the 66.7% said the working conditions for the meeting were excellent, also the other 29.2% said it was quite good, the 4.2% was a bit disappointed.



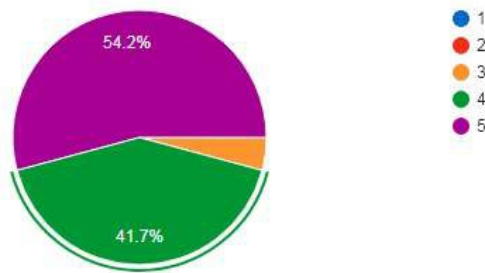
9. The management and the development of the work in the meeting

From 1 (lowest) to 5 (highest), the 66.7% said the management and the development work in the meeting was excellent, also the other 29.2% said it was quite good, the 4.2% said it was ok.



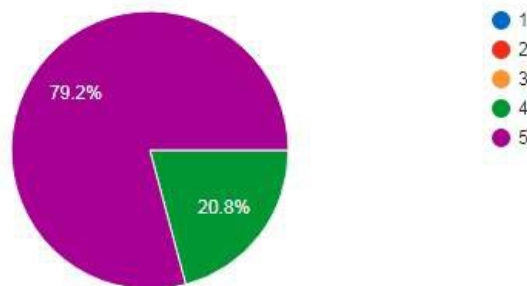
10. Supporting documentation provided during the meeting

From 1 (lowest) to 5 (highest), the 54.2% said the supporting documentation provided during the meeting was excellent, also the other 41.7% said it was good, the 4.2% said it was ok.



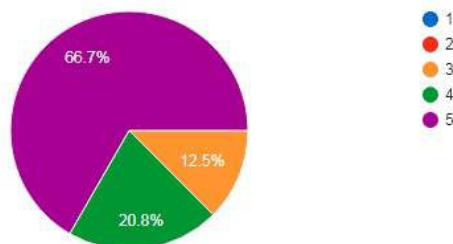
11. The results reached at the end of the meeting

From 1 (lowest) to 5 (highest), the 79.2% said the results reached at the end of the meeting were excellent, also the other 20.8% said it was good.



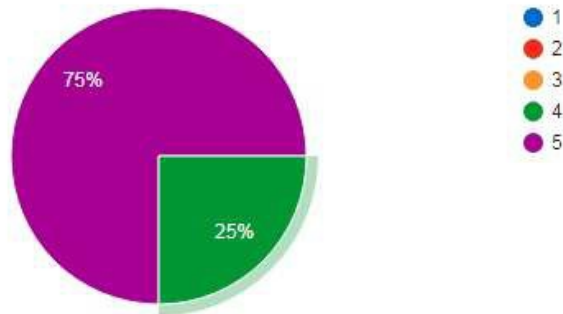
12. Coffee breaks

From 1 (lowest) to 5 (highest), the 66.7% said the coffee breaks were excellent, also the other 20.8% said it was good, the 12.5% said it was ok.



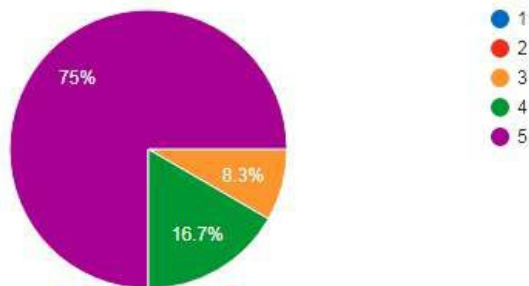
13. Leisure, culture activities

From 1 (lowest) to 5 (highest), the 75% said leisure and culture activities were excellent, also the other 25% said it was good.



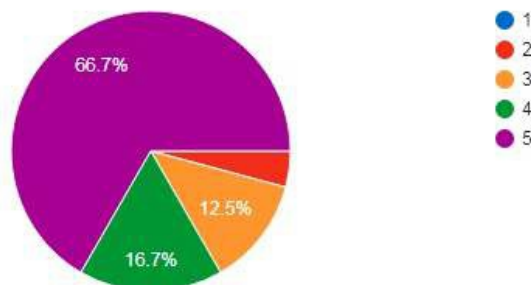
14. Balance between working sessions / breaks and leisure activities

From 1 (lowest) to 5 (highest), the 75% said the balance between working sessions and breaks was excellent, also the other 16.7% said it was good, the 8.3% said it was ok.



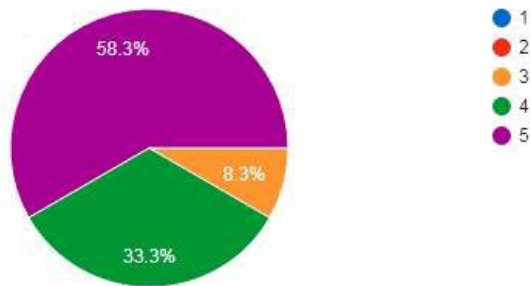
15. Project partners interaction during the meeting

From 1 (lowest) to 5 (highest), the 66.7% said the project partners interaction during the meeting were excellent, also the other 16.7% said it was good, the 12.5% said it was ok and only the 4.2% were disappointed.



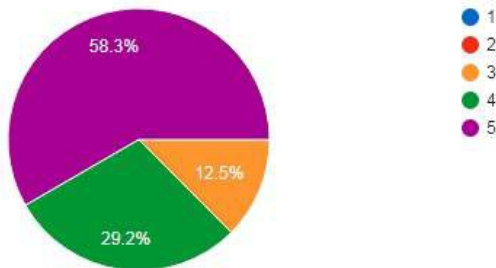
16. Working Sessions (as scheduled in the agenda)

From 1 (lowest) to 5 (highest), the 58.3% said the working sessions were excellent, also the other 33.3% said it was good, the 8.3% said it was ok.



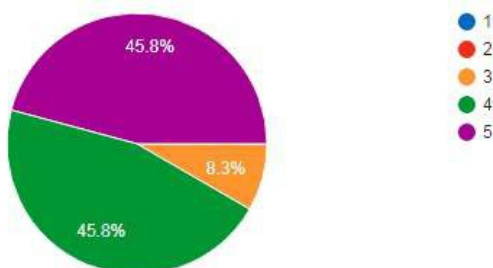
17. Start of meeting (welcome speech, introduction, practical issues)

From 1 (lowest) to 5 (highest), the 58.3% said the start of meeting was excellent, also the other 29.2% said it was good, the 12.5% said it was ok.



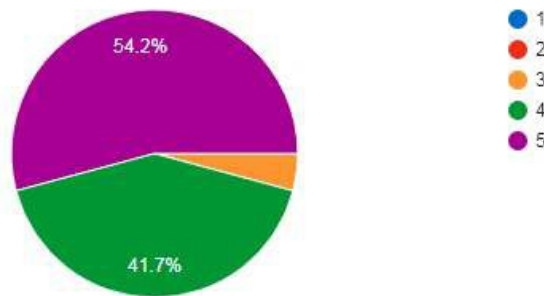
18. Presentations of partners' organizations

From 1 (lowest) to 5 (highest), the 45.8% said the presentations of partners' organizations was excellent, the same amount said it was good and the 8.3% said it was ok.



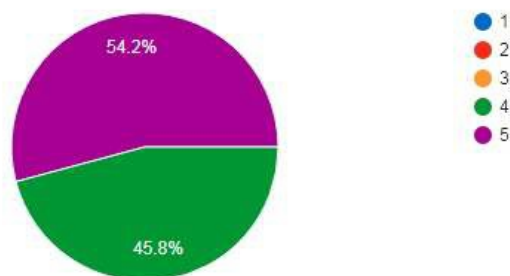
19. Presentation of the project

From 1 (lowest) to 5 (highest), the 54.2% said the presentation of the project was excellent, also the other 41.7% said it was good, the 4.2% said it was ok.



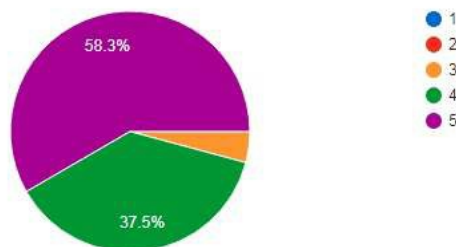
20. Presentation of activities and discussion of future plans

From 1 (lowest) to 5 (highest), the 54.2% said the presentation of the activities and discussion of future plans was excellent, also the other 45.8% said it was good.



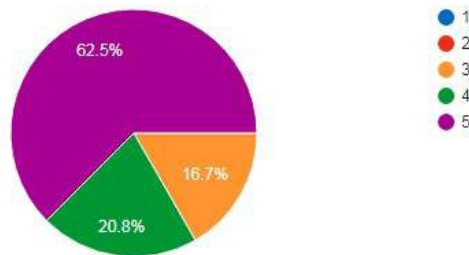
21. Presentation of results which we, as project partner, have to achieve

From 1 (lowest) to 5 (highest), the 58.3% said the presentation of results which the project partner achieved was excellent, also the 37.5% said it was good, the 4.2% said it was ok.



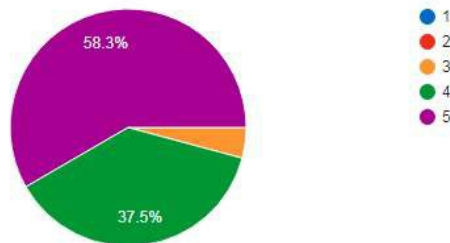
22. Discussions with partners

From 1 (lowest) to 5 (highest), the 62.5% said the discussions with partners were excellent, also the 20.8% said it was good, the 16.7% said it was ok.



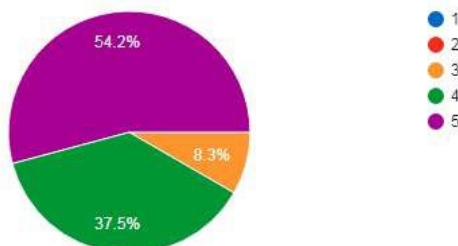
23. Clarity of each tasks, responsibilities and its development

From 1 (lowest) to 5 (highest), the 58.3% said the clarity of each tasks, responsibilities and its development was excellent, also the 37.5% said it was good, the 4.2% said it was ok.



24. Presentation of Dissemination importance and its development in the project period

From 1 (lowest) to 5 (highest), the 54.2% said the presentation of dissemination importance and its development in the project period was excellent, also the 37.5% said it was good, the 8.3% said it was ok.





25. Comments from partners

“It was a great experience. I really liked how everyone was so kind and welcoming. I also really liked my host matching. It was the perfect match. I think i had some new experiences that I wouldn’t have anywhere.”

“My partner was pretty cool, him and I clicked good. We talked nonstop about our cultures and i got to know new things”.

26. Positive aspects of the meeting – strengths

“The host school and families were both very helpful and kind. All activities were arranged according to aims of the project.”

“It improved my English talking skills and I learned some polish words because of that I want to learn how to talk in polish”

“I think the meetings was really cheerful and they really made me nothing about my phone. They were also very, very fun.”

“During this trip, we have been able to enjoy Polish culture a lot with a warm welcome, and we have been able to practice a lot of English”

“The best thing is how much we've practised English and how we've known Polish culture”

“During this trip we have been able to learn about Polish culture as well as the educational system of this country, and the welcome and planning by the hosts has been unbeatable, so the entire experience has been enormously positive.”

“Everything-the people, the school, the host families, school, the teachers. This was the best Erasmus experience possible.”

27. Aspects that could be improved, or weaknesses of the next activity

“The only aspect to improve would be the communication of the activities to be carried out by the teachers, by the coordinators, otherwise everything is good.”

“There could be more activities about better known places in Poland since we have only seen one monument”.

“Go to more places, see more places in the city or other cities”